



Millbrook Reduced-Reporting  
Annual Report to the Community  
2014

# Table of Contents

<b>Income Assistance (455897)</b>	<b>1</b>
<b>Nation Child Benefit Reinvestment (472887)</b>	<b>4</b>
<b>Assisted Living (445946)</b>	<b>5</b>
<b>Community Economic Development Program Report &amp; Operational Plan (471935) &amp; (479135)</b>	<b>6</b>
<b>First Nation Infrastructure Investment Plan (460674)</b>	<b>7</b>
<b>Community Infrastructure and Housing Report (41701)</b>	<b>8</b>
<b>Fire Losses (460611)</b>	<b>8</b>

# Income Assistance (455897)

## Summary

The total number of people on the social budget was 216 in the 2013-2014 fiscal year. Our on-reserve population is 847.<sup>1</sup> The percentage on assistance was 26%. During the past year we had a number of clients that took training with Mi'kmaq Employment Training Secretariat (METS) and they have since found employment. About 90% of clients that took courses completed them and seemed to have a good success rate. Some single mothers were assisted with child care expenses which has been a big obstacle in the past. Now with assistance with day care and their schooling allowance this has been a big plus for our clients and the community.

All our students who receive social assistance are students who are enrolled through our METS program, therefore their tuition, supplies and books are covered under that program. Our social assistance covers helping individuals out while in school with living expenses and/or child care.

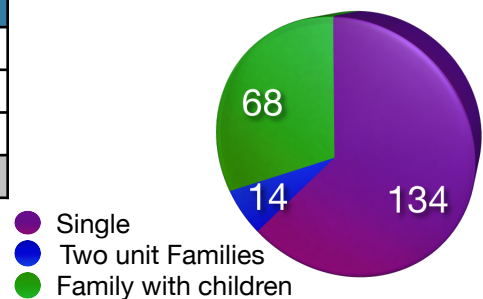
38 Full-time students - 23 males, 15 females - area of studies: Academic and Career connections, Carpentry, Early Childhood Development, Human Services, LPN, Business Administration, Paralegal.

There are also some former clients who have been assisted with post secondary programs. This helped them to obtain the education and training to reach their goals and objectives, which is to gradually get off the social dependency dilemma.

Barry Martin Sr.  
Social Development Administrator

### Total number of clients on assistance:

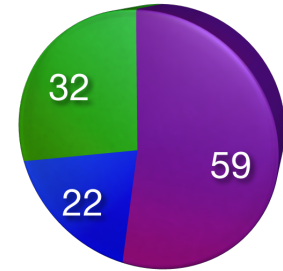
Family Structure	Number of Units
Single	134
Two unit Families (two adults no children)	14
Families with children	68
<b>Total</b>	<b>216</b>



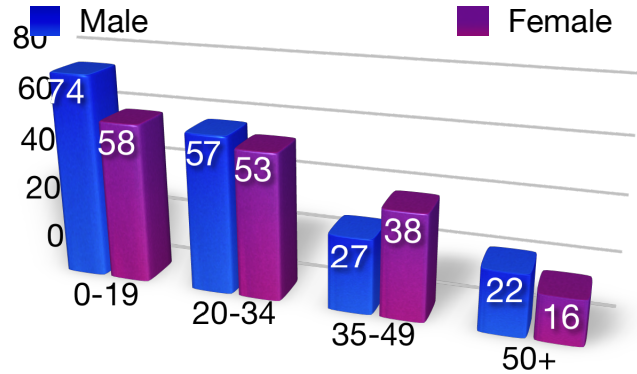
<sup>1</sup> Statistics Canada. 2012. Millbrook 27, Nova Scotia (Code 1210003) and Colchester, Nova Scotia (Code 1210) (table). Census Profile. 2011 Census. Statistics Canada Catalogue no. 98-316-XWE. Ottawa. Released October 24, 2012. <http://www12.statcan.gc.ca/census-recensement/2011/dp-pd/prof/index.cfm?Lang=E> (accessed October 17, 2014).

**Total number of children on assistance:**

Age breakdown	Number of Children
0-6	59
7-11	22
12-17	32
<b>Total</b>	<b>113</b>

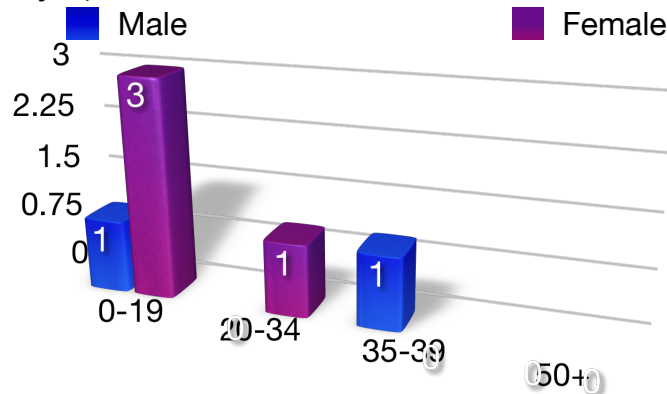


**All clients throughout the year, who are band members:**



Age range	Male	Female	Total
0-19	74	58	132
20-34	57	53	110
35-49	27	38	65
50+	22	16	38
<b>Total</b>	<b>180</b>	<b>165</b>	<b>345</b>

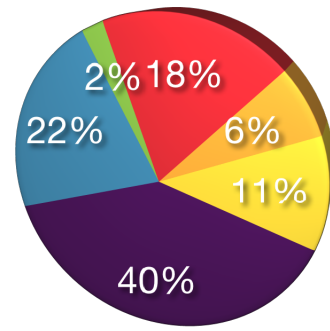
**All clients throughout the year, who are not band members:**



Age range	Male	Female	Total
0-19	1	3	4
20-34	0	1	1
35-49	1	0	1
50+	0	0	0
<b>Total</b>	<b>2</b>	<b>4</b>	<b>6</b>

**Family Composition:**

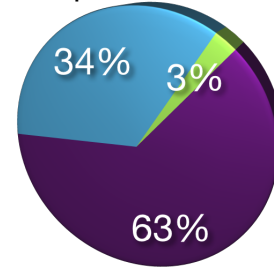
Family Structure	Number of Units
Single male no children	87
Single female no children	47
Single male with children	5
Single female with children	39
Couples with no children	14
Couples with children	24
<b>Total</b>	<b>216</b>



- Single male no children
- Single female no children
- Single male with children
- Single female with children
- Couples with no children
- Couples with children

**Current Students Educational Attainment**

Educational Attainment	Number of Students
Without a high school/secondary degree	24
With a high school/secondary degree	13
With a completed post-secondary education	1



- Without a high school/secondary degree
- With a high school/secondary degree
- With a completed post-secondary education

# Nation Child Benefit Reinvestment (472887)

## Summary

The Project Name - Child Reinvestment and Minor's Trust.

The Main objective of the child reinvestment and minor's trust project is to reduce the effects of child poverty.

### AANDC<sup>2</sup> and MFN<sup>3</sup> Funds spent for each activity for the National Child Benefit Reinvestment (NCBR).

Activity Area	\$	\$
	AANDC Funds Spent	MFN Contributed Funds
Child Care	\$31,077.00	\$0.00
Child nutrition	\$0.00	\$179,181.00
Supports to Parents	\$0.00	\$69,481.00
Home to Work Transition	\$46,200.00	\$0.00
Cultural Enrichment	\$0.00	\$0.00
Trust Fund	\$0.00	\$993,493.00
Total NCBR funds contributed	\$77,277.00	\$1,242,155.00
Percentage of Total funding	5.9%	94.1%
AANDC and MFN total project funding	\$1,319,432.00	

### Description/Purpose of NCBR Project

The Band Council Provides:

1. The minor's trust provides band members with a "nest egg" for the future when they turn 19. Although in 2012/2013, the yearly grant was reduced from \$2,500 to \$2,000.
2. The child care allows the parent the ability to ensure that their children are well taken care of while they are upgrading their education.
3. The Millbrook Chief and Council continue to provide social assistance while the member is going to school so that there is a smoother transition into the workforce.
4. MFN ensures child nutrition by providing funding for lunches while the student is in school.
5. A Family Support Worker assists with any potential issues within the home.

There are 477 children participating in and/or directly benefitted from this NCBR project.

<sup>2</sup> Aboriginal Affairs and Northern Development Canada

<sup>3</sup> Millbrook First Nation

# Assisted Living (445946)

## Summary

Millbrook Health Centre staff is responsible for delivery of the Assisted Living Program for Millbrook Band members who live in the community. The Home Care program funded by Health Canada is also delivered to the same client group with integrated guidelines for service. The Home Care Nurse is involved with the team who provides the assessments for the level of “in-home services” required to help maintain clients at home safely.

Clients are assisted with a variety of services that can range from several hours of housekeeping services per week up to many hours of personal care per week. One of the staff of the Health Care team makes a home visit and meets with the client and family members to determine the type of services required to meet the medical and social needs of the client. Re-assessments are scheduled regularly to assure that the level of service approved is appropriate and if adjustments are required they will be made as soon as is practical.

During the year 2014 there were a total of 30 long term clients who received ongoing services and 10 short term clients who were helped for six to twelve weeks from the assisted living program. The services provided could range from housekeeping, personal care and nursing care. Schedules of non-consolidated expenses, net of federal funding.

Social Services	2014	2013
Basic needs/Special needs	\$2,849,212.00	\$2,584,928.00
Adult care	\$109,715.00	\$202,622.00
Total	\$2,958,927.00	\$2,787,550.00

# Community Economic Development Program Report & Operational Plan (471935) & (479135)

## Summary

For year ending March 31,2014

The success of its economic development accomplished by the Millbrook Economic Development Corporation Limited is a the primary driver for Millbrook to continue to both provide opportunities and address the needs of its band members is directly related to its ability to build on.

The key to this success will be to continue expansion of its “own source” revenue base from its existing businesses as well as the enhancement of existing and new partnerships on a go forward basis.

This attraction of new business will create more employment opportunities, trade skill development and professional career options for band members as well as our neighbouring communities in Colchester and the Halifax Regional Municipality.

The existing Truro Power Centre and Cole Harbour residential apartment and the continuing business relationship with General Dynamics are excellent examples of the band success in developing long term relationships with business partners.

During the past year the band has continued development of its wind project company Millbrook Community Wind with a new partner Firelight Infrastructure Partners who acquired the shares of the previous partner juwi Wind Canada Limited in the 6.6 Megawatts wind project under the Nova Scotia Department of Energy’s Community Feed-In-Tariff (COMFIT) program. Firelight Infrastructure Partners is a Canadian partnership that invests in North American renewable energy projects including wind, hydro and solar. juwi Wind Canada Limited continues to be the developer of this and 3 other wind projects in Nova Scotia, including Eskasoni and KMK. The construction will start in the spring of 2014 and planned to be operational in the late fall of 2014.

Work continues on an additional hotel for the Truro Power Centre as well as retail and office space complex; with additional discussions regarding stand-alone retail operations.

The hotel project is scheduled to start construction in early fall and be opened by summer of 2015.

The new retail space for Felix Motorsports, a new tenant to the Power Centre will be opening up in the fall of 2014 and there are other projects presently under discussions for the upcoming and future years.



# First Nation Infrastructure Investment Plan (460674)

## Summary

First Nation Infrastructure Investment Plan provided the Millbrook First Nation with three, new section 95 houses located on the Glooscap Road. The Glooscap Subdivision Project is underway. The Community Based Water Inspector checks the water and waste water on a regular basis month to month.

### AANDC/AANDC Core Funding for Projects

Project Description	2014-2015	2015-2016	2016-2017	2017-2018	2018-2019	Beyond Five Years
MFN Renovation Fund	\$331,631	\$170,944	\$370,944	\$170,944	\$370,944	\$170,944
AANDC Renovation Fund	\$336,964	\$336,964	\$336,964	\$336,964	\$336,964	\$336,964
Sub Division Paving	\$0	\$200,000	\$0	\$200,000	\$0	\$200,000
Glooscap Sub Division	\$0	\$0	\$0	\$0	\$0	\$0
MFN Operation & Maintenance Fund	\$654,729	\$784,625	\$800,318	\$816,324	\$832,650	\$849,303
AANDC Operation & Maintenance Fund	\$133,691	\$133,691	\$133,691	\$133,691	\$133,691	\$133,691
Total funding per year	\$1,457,015	\$1,626,224	\$1,641,917	\$1,657,923	\$1,674,249	\$1,690,902

\*There will be additional expenditures on Commercial Construction on projects such as Hampton Inn and Windmill Project.

### Water and waste water inspections

Community based water inspector conducts the water and waste water inspections in each area.

**Millbrook** - 4 samples bi-weekly, 8 samples monthly.

**Cole Harbour** - 2 samples biweekly, 4 samples monthly.

**Beaverdam** - No water inspections conducted this fiscal year.

Millbrook's total number of analyzed samples is 93.

Millbrook's total number of expected samples is 96.

Millbrook's percentage of analyzed samples is 96.9%.

The Millbrook First Nation had no risks to report, based on the water and waste water inspections.

# Community Infrastructure and Housing Report (41701)

## Summary

The Millbrook First Nation has 356 housing units located on Millbrook property. 315 of these housing units are fully serviced; 9 units in the Beaverdam area are equipped with septic tanks for water services. The residential services provided to the Millbrook First Nation are under an AANDC agreement with the municipality of the town of Truro, the Millbrook First Nation has an agreement with the Municipality of Colchester County for commercial services at the Truro Power Centre. The Housing Manger is Vacant. The Millbrook First Nation has a Housing Committee which takes care of the housing plan with the approval from Chief and Council. 12 housing units were required to have major renovations, replacements, or plumbing. 12 housing units had mould renovations conducted. There are 8 suggested fuel tank replacements in the Millbrook First Nation. We installed 225 air exchangers during this year.

### Residential Services Provided

- Water Treatment (21 units in Cole Harbour on community system/11 units in Sheet Harbour with individual systems)
- Solid Waste Service
- Road Clearing
- Fire Protection

# Fire Losses (460611)

## Summary

This fiscal year we had no fire losses.